



(ENGINEERS)
SUBMITTAL DATA
MODEL C-RD

Ceiling Damper Round

U.L.555C CLASSIFIED ASSEMBLIES AND ULC S112.2 LISTED
 Approved for 1 - 4 Hour Rated

Application and Design

The Model C-RD is a round UL Classified ceiling (radiation) damper, butterfly style, approved for steel duct, flex duct and ductless installations in approved UL ceiling designs that incorporate/show a hinged door damper requiring fire/heat protection where HVAC components penetrate the ceiling membrane. These dampers provide protection up to 18" (467mm) diameter openings.

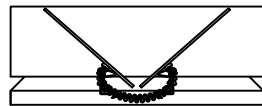
Standard Construction

- Frame:** 24 Ga. - Galvanized Steel
- Blades:** 22 Ga. - Galvanized Steel, un-insulated up to 10" With U.L. classified insulation (Over 10")
- Springs:** Corrosion resistant steel spring
- Fusible Link:** Replaceable 212°F (100°C) standard (others available)

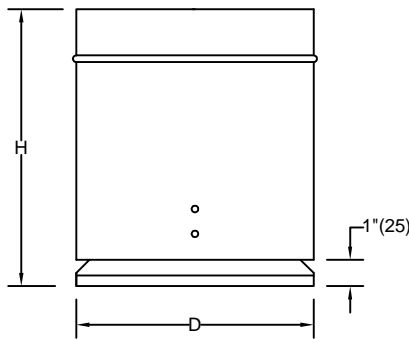
Designed and tested in accordance to standards: UL 555C, ULC S112.2. Labeled and listed by UL/ULC under File# R25411. They meet all the NFPA-90A, IBC Code, and other major code requirements for Ceiling (Radiation) Dampers.

Note:
 Due to continuing research, UE reserves the right to change specifications without notice.

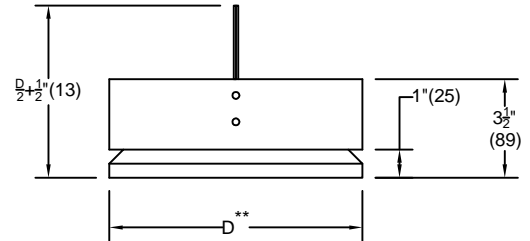
Standard Sizes (duct)		
Min. Size	Max. Size	C/FSR-2 will be supplied for:
5" Diameter 127mm	18" Diameter 457mm	19" Diameter (482mm) and 20" Diameter (508mm)



C-RD-A
 with Adjustable Volume Controller
 (Minimum 6" Diameter)



Extended Frame *



Standard Frame

** Duct Dimension Less 1/16" unless ordered exact

Extended Frame Table *	
Size (D)	Frame Depth (H)
5"-10" (127mm to 254mm)	6-3/4" (171mm)
11"-14" (279mm to 356mm)	8-3/16" (208mm)
15"-18" (381mm to 457mm)	11-3/4" (298mm)

Options:

- Volume Adjustment
- Thermal Blanket - 1/8" thick (24x24) CK2000-1 (Required on T-Bar or on surface mtd. diffuser larger than 1" in any direction of diffuser neck opening)
- Alternate Thermal Blanket - 1/4" Batt (24x24) CK2000-1B (Required on T-Bar or on surface mtd. diffuser larger than 1" in any direction of diffuser neck opening)

SUGGESTED SPECIFICATION

Round Ceiling damper's shall be Model C-RD or C-RD-A by United Enertech. Ceiling dampers shall bear the Underwriters' Laboratories label and be rated for both steel duct and flex duct installations. No external damper supports shall be required for ceiling dampers up to and including 18" (457mm) diameter. Ceiling dampers shall be non-asbestos type and be furnished with a fusible link volume controller where shown (Model C-RD-A).

Manufacturer's Recommendations

All moving parts of the damper must be inspected and cycled once the first year and at intervals not greater than every 4 years or in accordance with the latest edition of NFPA 90A, 92A, local codes and the manufacturer. In addition, fuse links shall be removed and inspected for corrosion. Dry lubricants are recommended

Job Name:	<input type="checkbox"/> MODEL C-RD		
Location:	<input type="checkbox"/> MODEL C-RD-A w/ Volume Controller (Min. 6" Dia)		
Architect:			
Engineer:	DRAWN BY: MAP	DATE: 11-07-07	REV. DATE: 10-20-11
Contractor:	REV. NO. 9	APPROVED BY: SDC	DWG. NO.: P-92